

# Crime Statistics

Q1, 2021

A stylized map of the Maldives archipelago is centered on a dark teal background with a white grid. The map features several islands of varying sizes, some with white outlines and others with solid teal or light blue fills. The islands are arranged in a roughly vertical line, with a few smaller islands scattered to the sides. The map is framed by a thick, multi-layered border in shades of teal and purple.

**Maldives Police Service**

Bureau of Crime Records  
Male', Republic of Maldives



# Crime Statistics

**Maldives Police Service**

Bureau of Crime Records

Male', Republic of Maldives

## **Disclaimer**

As data in this booklet contains information about ongoing investigations, some data maybe subject to future changes and revisions.

All information included in this booklet are unclassified data which can be used and downloaded for information and non-commercial use, including using the infographics on websites if referred to Maldives Police Service.

For any other purpose please contact Bureau of Crime Records, Maldives Police Service at [stats@police.gov.mv](mailto:stats@police.gov.mv)

**Publisher:** Maldives Police Service

**Data Compilation:** Ali Naseer, Ahmed Niushad, Ahmed Idham

**Data Verification:** Ali Naseer, Ahmed Niushad, Ahmed Idham

**Graphics and Layout:** Shafee Shafeeq, Ali Shareef

**Editor:** Ali Shareef

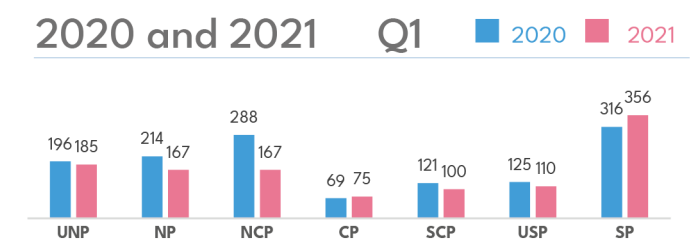
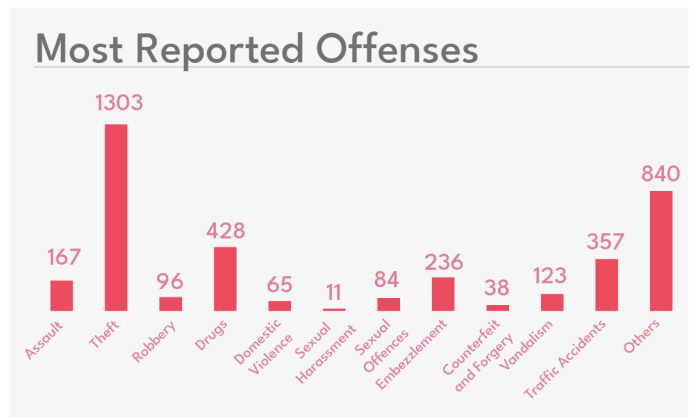
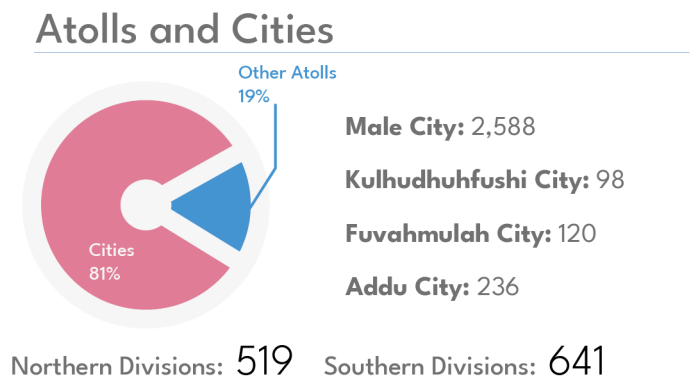
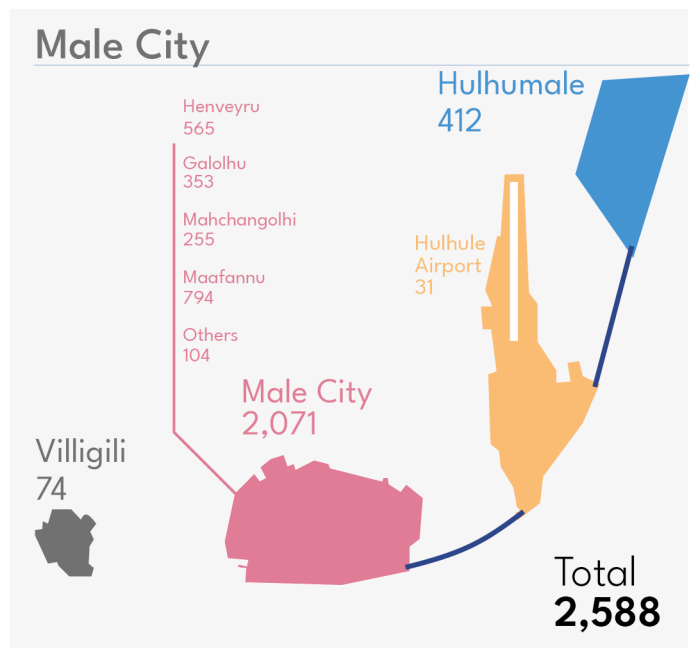
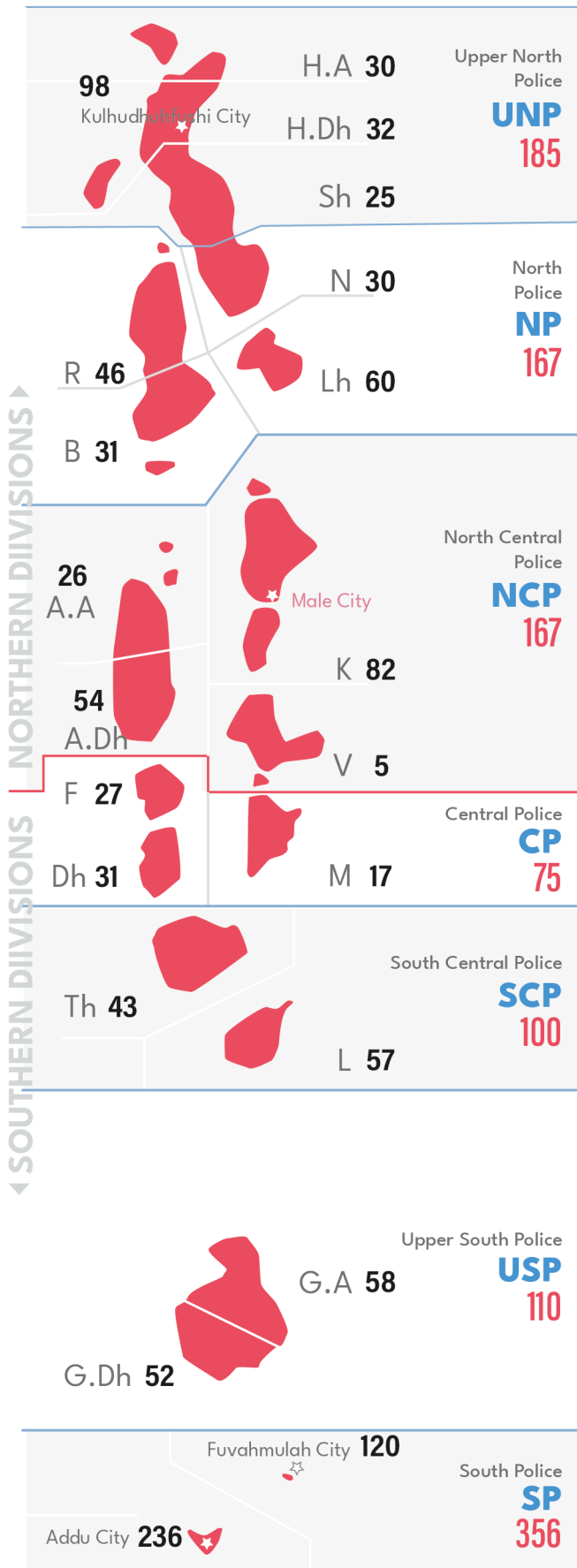
**Cover Design:** Shafee Shafeeq

# Table of Contents

- Investigated Cases.....4
- Closed Cases.....5
- Cases sent to PG.....6
- Domestic Violence.....7
- Theft, Robbery and Burglary.....8
- Road Accidents.....9
- Cybercrime, Counterfeiting and Forgery.....10
- Crimes against Children.....11
- Assault.....12
- Drugs.....13

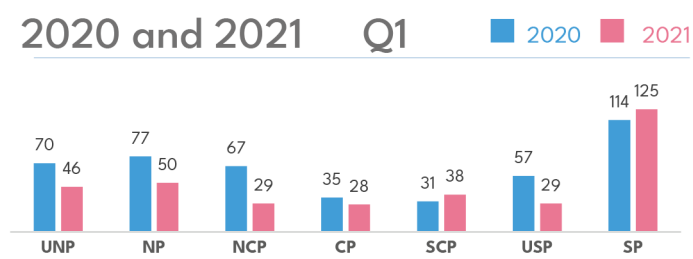
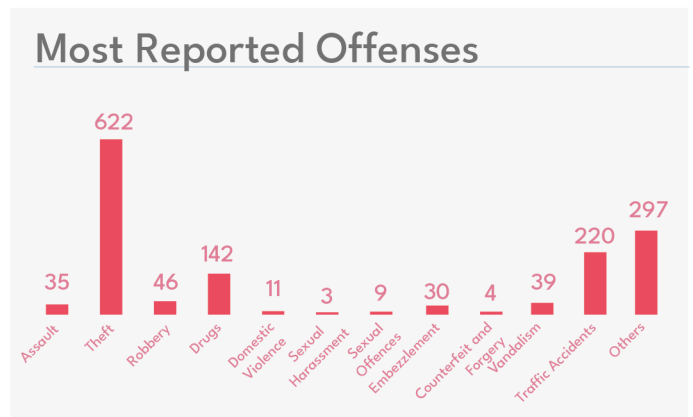
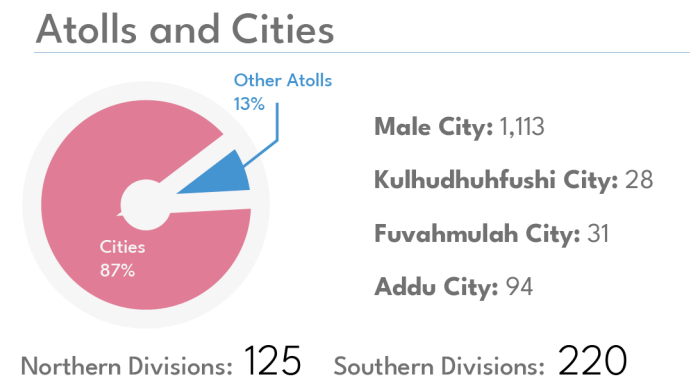
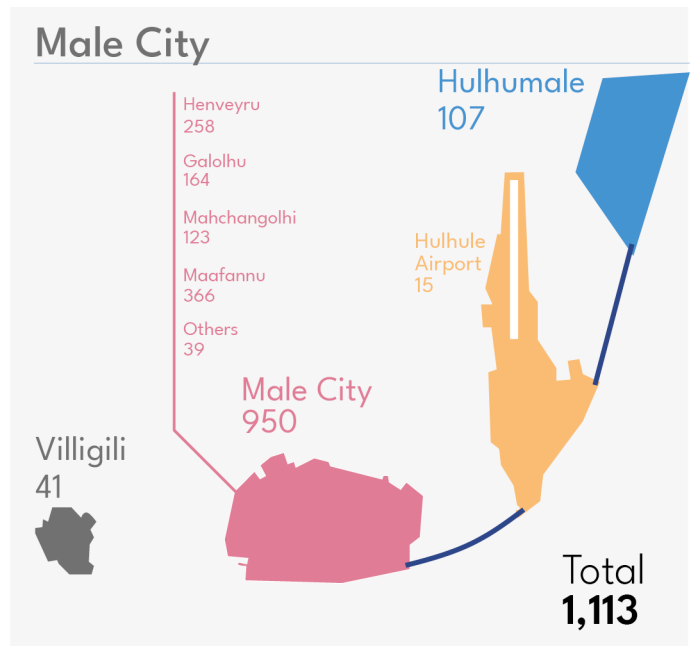
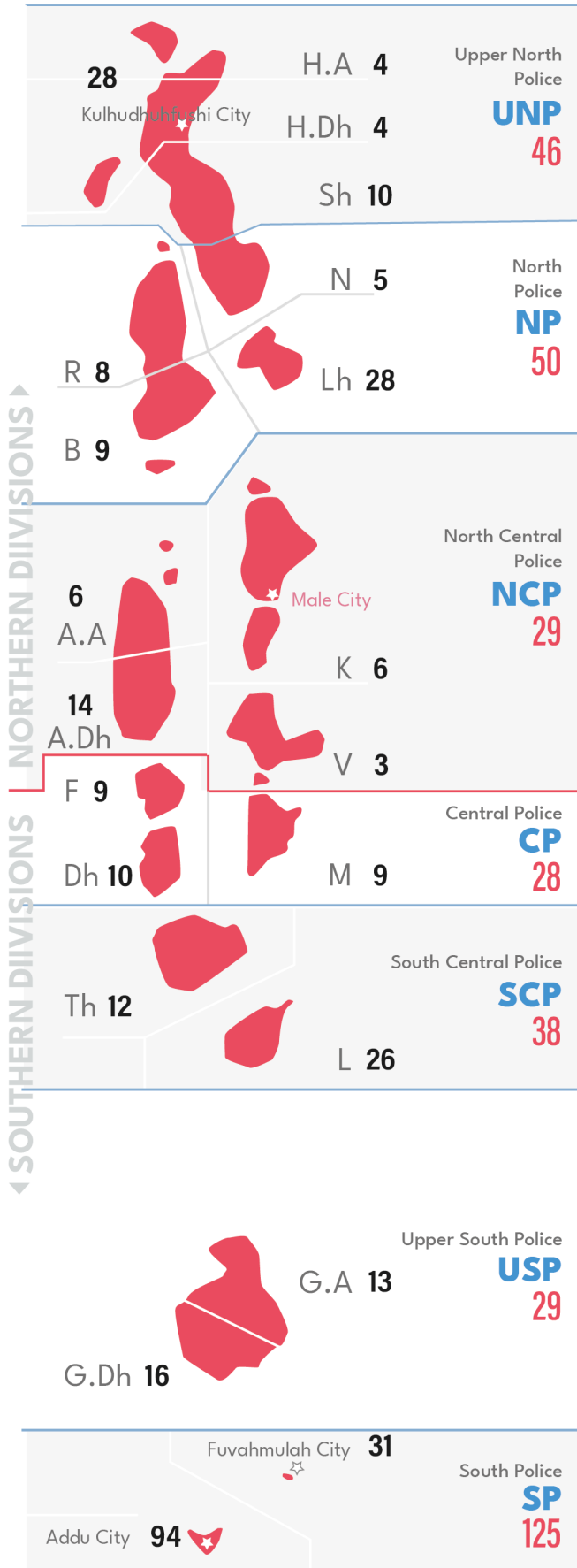
# Investigated Cases

Q1 2021



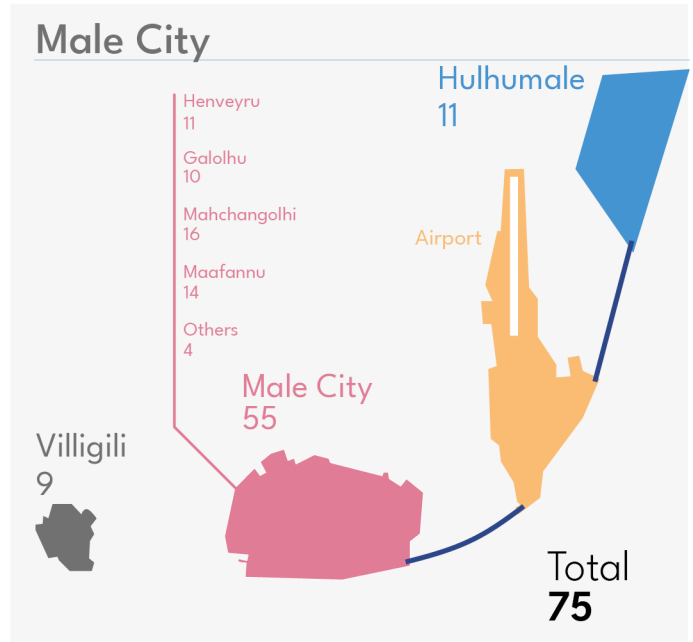
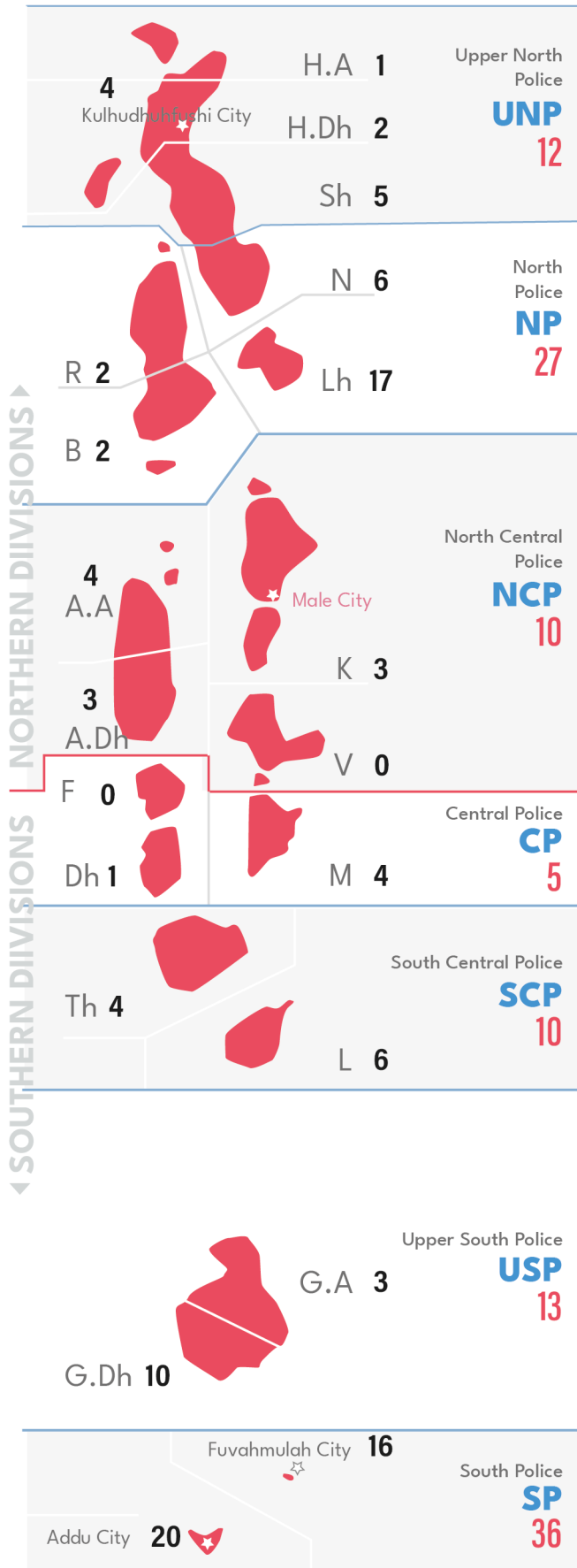
# Closed Cases

Q1 2021

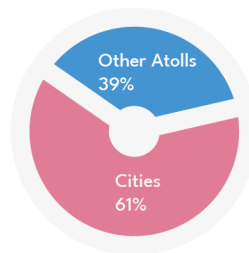


# Cases sent for prosecution

Q1 2021



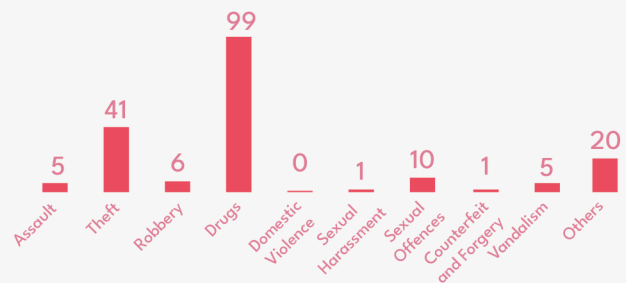
## Atolls and Cities



- Male City: 75
- Kulhudhufushi City: 4
- Fuvahmulah City: 16
- Addu City: 20

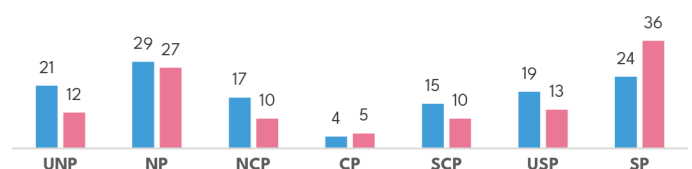
Northern Divisions: 49    Southern Divisions: 64

## Most Reported Offenses



## 2020 and 2021

Q1    2020    2021





# Domestic Violence

Q1 2021

**65 Cases**  
Investigated



Male City: **23**

Addu City: **4**

Fuvahmulah City: **4**

Kulhudhufushi City: **3**



**33**

Cases Involving family



**32**

Cases Involving Spouse

## Cases

Reported **167**

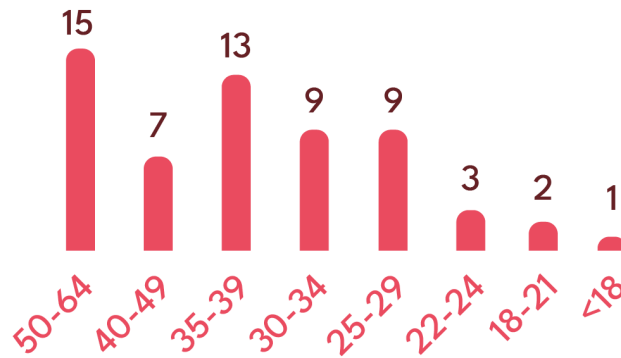
Logged **65**

Closed **11**

PG **0**

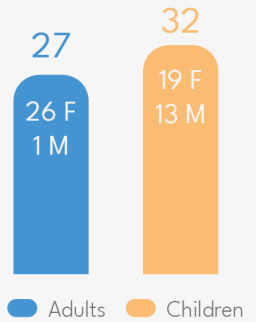
Detained **6**

## Offender Ages



## Victims

76% 24%



# Sexual Offences

Q1 2021

**95 Cases**  
Investigated

Rape: **2**

Prostitution: **1**

Sexual Offences against  
people with disabilities: **2**

Sexual Harrasment: **11**

Other Sexual Offences: **41**

Sexual Offences  
against minors: **38**

Male City: **25**

Addu City: **2**

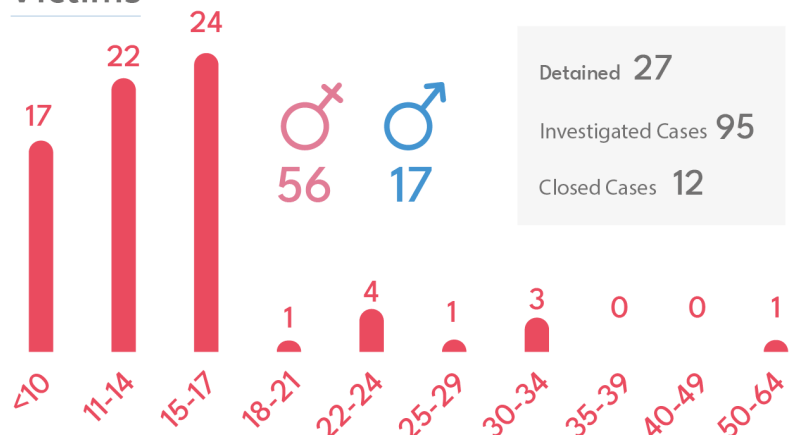
Fuvahmulah City: **3**

Kulhudhufushi City: **1**

Other Atolls: **53**

|     |   |     |   |     |   |
|-----|---|-----|---|-----|---|
| HA  | 0 | Lh  | 5 | F   | 2 |
| HDh | 1 | K   | 4 | Dh  | 3 |
| Sh  | 5 | AA  | 4 | Th  | 1 |
| N   | 3 | ADh | 2 | L   | 3 |
| R   | 5 | V   | 0 | Ga  | 4 |
| B   | 3 | M   | 3 | GDh | 5 |

## Victims



Detained **27**

Investigated Cases **95**

Closed Cases **12**

# Theft, Robbery & Burglary

Q1 2021

## 1,399 Cases

Investigated



3.3% Cases Sent for Prosecution


Male City: **1,116**

Addu City: **85**

Fuvahmulah City: **38**

Kulhudhufushi City: **43**

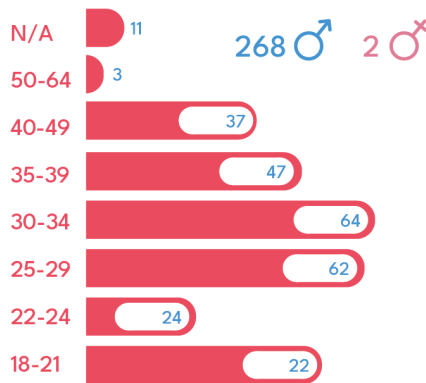
Other Atolls: **117**



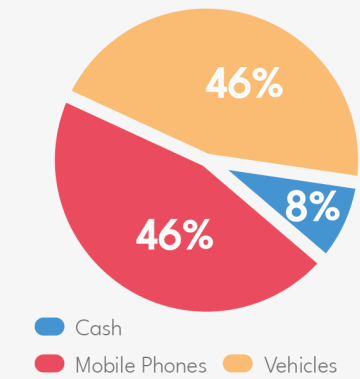
### Cases

|          |              |
|----------|--------------|
| Reported | <b>2,672</b> |
| Logged   | <b>1,399</b> |
| Closed   | <b>668</b>   |
| PG       | <b>47</b>    |
| Detained | <b>270</b>   |

### Detained Theft and Robbery



### Frequently stolen



## Robberies

Armed: **5**

Un-armed: **91**

## Theft

Resorts: **1**

Animals: **12**

Cash: **37**

Theft from Sea Vessels: **26**

Motorbikes stolen: **174**

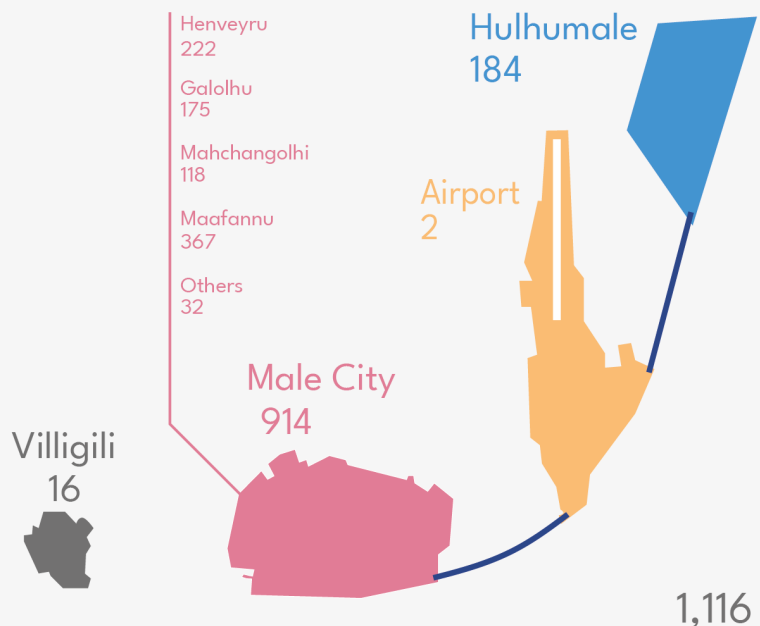
## Burglary 75

Houses: **15**

Others: **21**

Shops: **39**

## Male City



# Road Accidents

Q1 2021

## 357 Accidents

Investigated



18% of the Accidents resulted in Injury  
**5 Deaths**



Male City: **331**

Addu City: **15**

Fuvahmulah City: **1**

Kulhudhufushi City: **2**

Other Atolls: **8**



Motorbikes

**211**



Pedestrians

**10**



Heavy Vehicles

**3**



4 Wheelers

**194**

## Traffic Violations

## Hit and Runs: 22

Driving Without License

**625**

Third Party Insurance

**375**

Not Carrying license in hand

**319**

Not using proper license

**2591**

Speeding

**1598**

Parking/Driving on walkway

**10**

Helmets

**23**

Driving on the wrong lane

**210**

Violating traffic signs

**276**

Not using appropriate lights

**36**

Annual Fee

**415**

Using headset and watching videos

**53**

Parking Violations

**303**

Taxi service without taxi license

**29**

Smoking while driving

**50**

Driving a non roadworthy vehicle

**107**

Using Mobile phones while driving

**402**

Obstruction of roads

**102**

## Stickers

Motorcycles **530**

Cars **932**

Pickups **154**

Vans **98**

Jeep **47**

Trucks **4**

## Towed

Motorcycles **1238**

Cars **35**

Pickups **7**

Vans **3**

Bicycles **39**

Scooters **6**

## Cases

Reported **597**

Logged **357**

Closed **220**

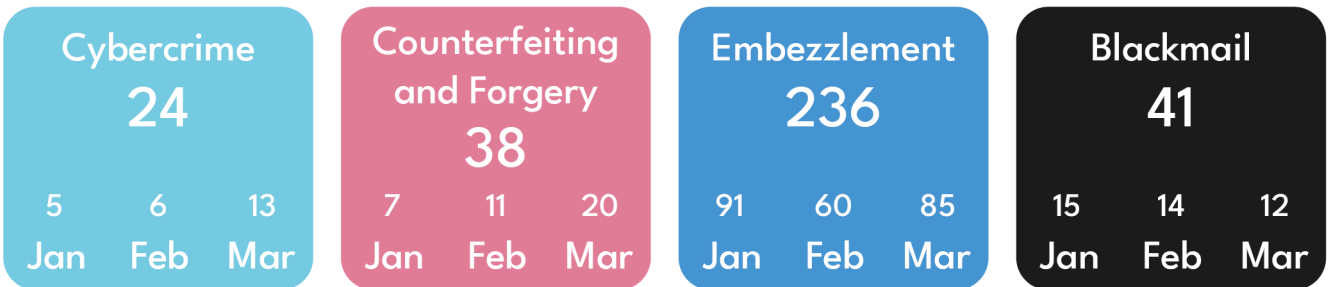
PG **0**

Detained **0**

# Cybercrime, Counterfeiting & Forgery Embezzlement and Blackmailing

Q1 2021

## Investigated



## Cybercrime Cases

|                    |    |
|--------------------|----|
| Credit Card Fraud  | 16 |
| Internet Scam      | 3  |
| Identity Theft     | 2  |
| Cybercrime/ Others | 3  |

## Counterfeiting and Forgery Cases

|                                 |    |
|---------------------------------|----|
| Business Documents              | 2  |
| Producing Counterfeit documents | 14 |
| Counterfeiting MVR              | 1  |
| Counterfeiting USD              | 9  |

## Threats

**156 Cases**  
Investigated

|                              |    |
|------------------------------|----|
| Death Threats                | 42 |
| Threats over SMS             | 1  |
| Threats over phone           | 9  |
| Threats using weapons        | 3  |
| Threats to property          | 5  |
| Blackmailing using nudes     | 33 |
| Threats over internet        | 3  |
| Threats using other means    | 45 |
| Threatening a police officer | 4  |

## Cases

Reported **358**

Logged **156**

Closed **34**

PG **0**

Detained **12**

# Crimes against Children

Q1 2021

## Child Victims

Age

### Assault

11-14 9

15-17 8

### Domestic Violence

<5 7

6-10 8

11-14 9

15-17 8

### Sexual Offences

<5 5

6-10 12

11-14 22

15-17 24

### Threats

6-10 0

11-14 2

15-17 2

### Blackmail

6-10 1

11-14 2

15-17 5

### Drugs

<5 0

6-10 0

11-14 0

15-17 1

### Sexual Harassment

6-10 4

11-14 5

15-17 2

### Suicides: Attempted

11-14 1

15-17 1

### Bullying

6-10 1

15-17 1

## Cases

Logged 158

Closed 79

PG 20

Detained 33

## Sexual Offence Victims Juveniles

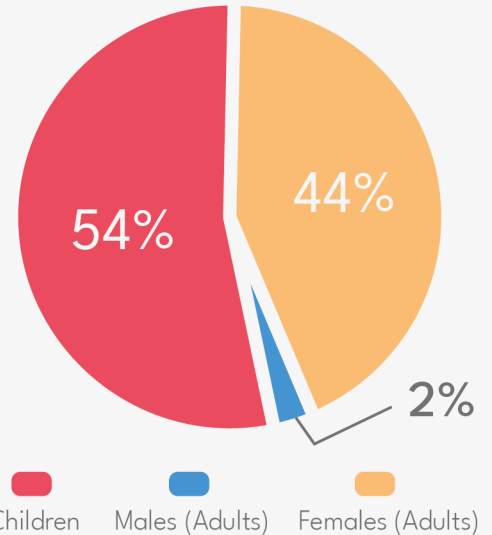


17



46

## Domestic Violence Victims



## Cases: Child Victims

Assault 13

Blackmail 8

Bullying 2

Domestic Violence 30

Feticides 0

Drugs 1

Homicides 1

Sexual Harrasment 2

Sexual Offences 54

Suicides: Attempted 2

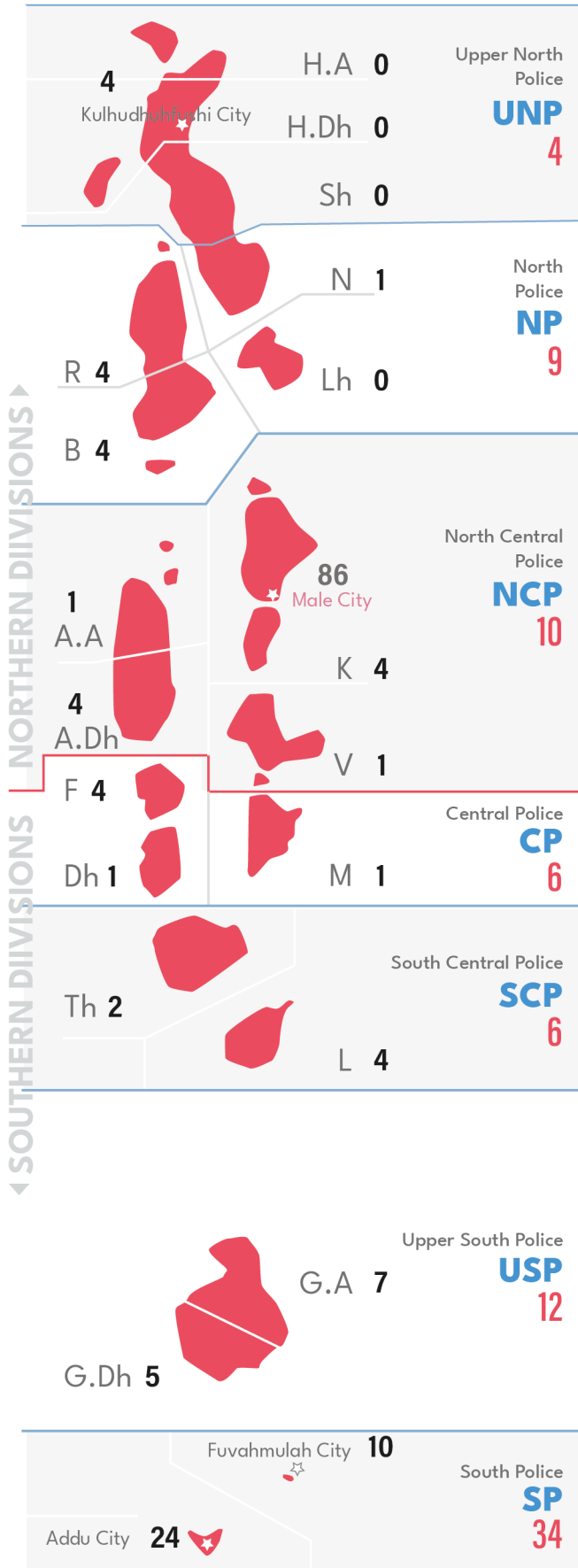
Threats 4

Pornography 6

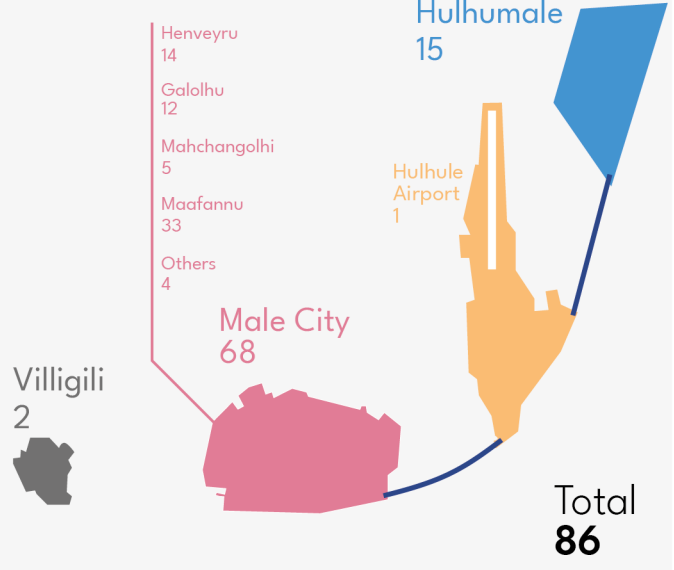
Traffic Accidents 3

# Physical Assault Cases

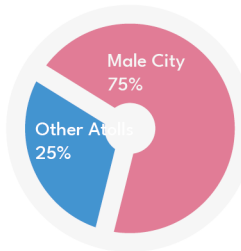
Q1 2021



## Male City



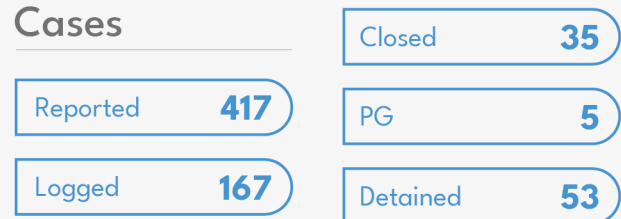
## Atolls and Cities



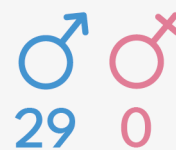
Male City: 86  
 Kulhudhufushi City: 4  
 Fuvahmulah City: 10  
 Addu City: 24

Northern Divisions Total: 23 Southern Divisions Total: 58

## Cases



## Detained

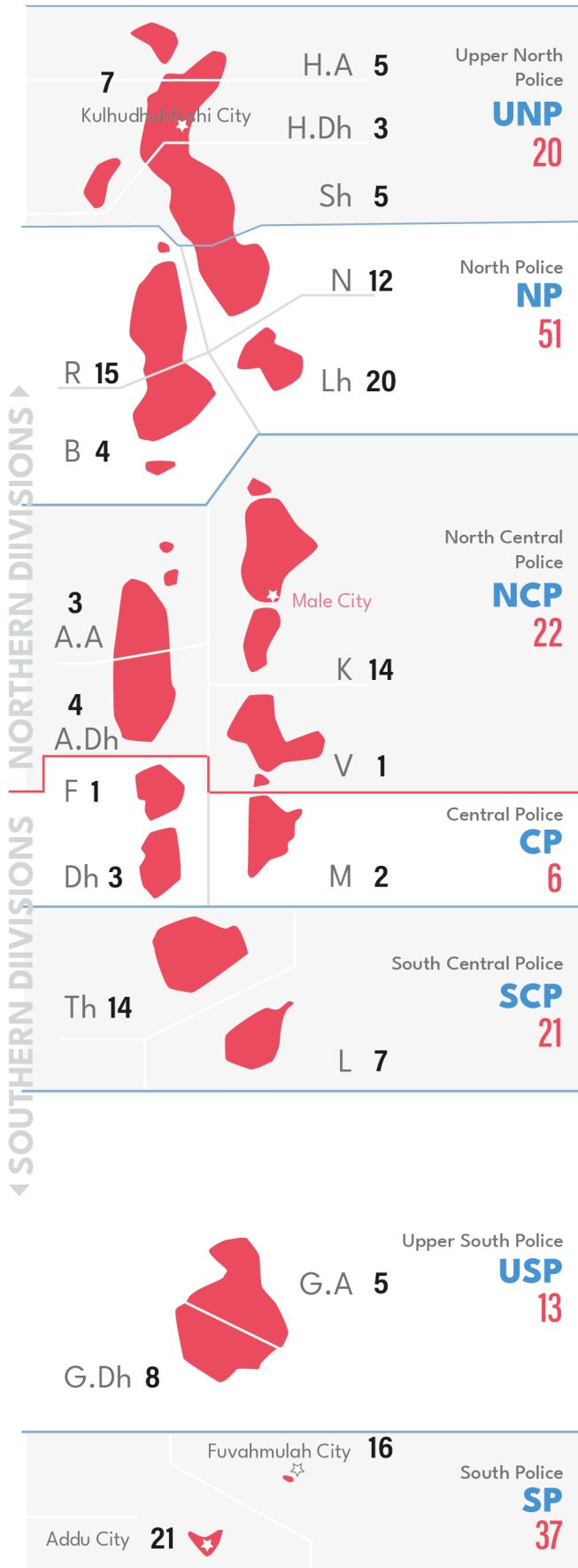


24 Locals  
 5 Foreign Nationals

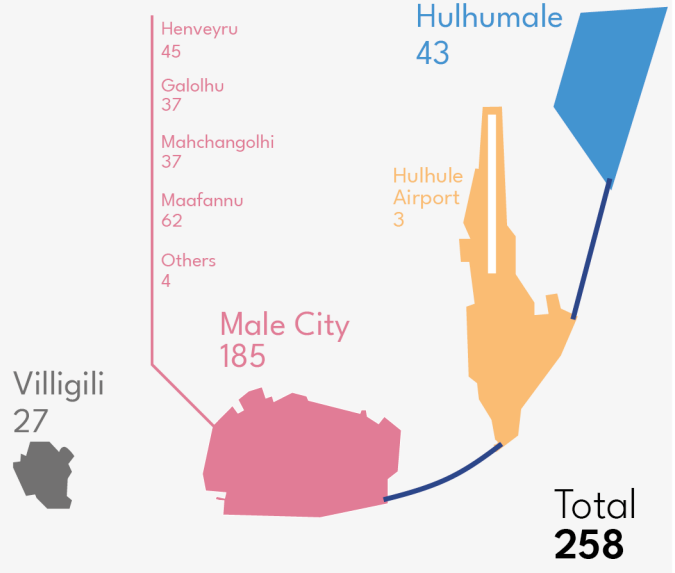
| Male City |    |
|-----------|----|
| Jan       | 12 |
| Feb       | 9  |
| Mar       | 8  |

# Drug Cases

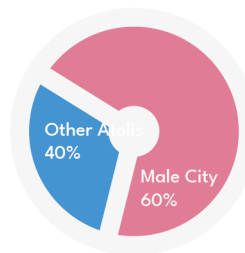
Q1 2021



## Male City



## Atolls and Cities



Male City: 258

Kulhudhufushi City: 7

Fuvahmulah City: 16

Addu City: 21

Northern Divisions Total: 93 Southern Divisions Total: 77

## Seized Drugs

|          |             |        |              |
|----------|-------------|--------|--------------|
| Cannabis | 3,367 grams | Heroin | 34,494 grams |
| Cocaine  | 10 grams    | Others | 4,452 grams  |

## Cases

|          |       |          |     |
|----------|-------|----------|-----|
| Reported | 1,115 | Closed   | 142 |
| Logged   | 428   | PG       | 99  |
|          |       | Detained | 300 |

## Detained

| Category | Count | Locals | Foreigners |
|----------|-------|--------|------------|
| Male     | 293   | 276    | 24         |
| Female   | 7     |        |            |





# Crime Statistics

Q1, 2021

Jan 1 - Mar 31